

Pressure Sensor Combined PST-F 1



**Acquisition stop 5/2021, last time buy 3/2022
Please contact us for alternatives.**

- ▶ Pressure: 0 to 10 bar
- ▶ Temperature: -40 to 140°C
- ▶ Power supply: 5 V
- ▶ Weight: 36 g

This sensor is designed to measure relative gasoline pressure and gasoline temperature in port injection systems.

The pressure measurement of the sensor is by means of a piezoresistive element which is acted on by a silicon diaphragm in contact with the fluid being measured. The reference (relative) pressure is provided via an opening in the sensor housing and acts on the active upper side of the silicon diaphragm.

Application

Application 1	0 to 10 bar (a)
Application 2	-40 to 140°C
Reference	Relative
Max. pressure	20 bar
Operating temp. range	-40 to 140°C (140°C)
Media temp. range	-40 to 140°C (140°C)
Storage temp. range	-30 to 80°C
Fuel compatibility	Engine oils, most gasoline and Diesel fuels
Max. vibration	80 m/s ² at 20 to 260 Hz 60 m/s ² at 260 to 520 Hz

Technical Specifications

Mechanical Data

Male thread	M10x1
Weight without wire	36 g
Wrench size	27 mm
Installation torque	40 Nm
Sealing	Sealed cone

Electrical Data

Power supply U_s	4.75 to 5.25 V
Max power supply U_s max	16 V
Full scale output U_A	0.5 to 4.5 V U_s ratiometric
Current I_s	10 mA

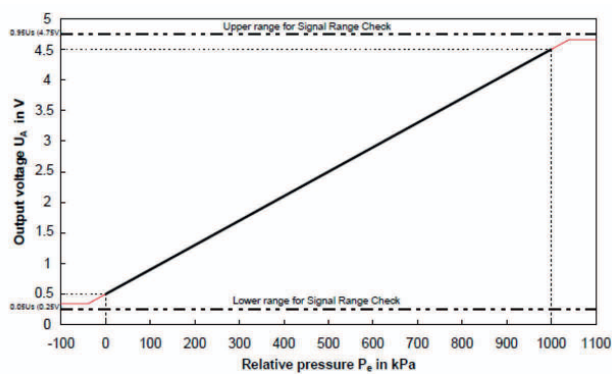
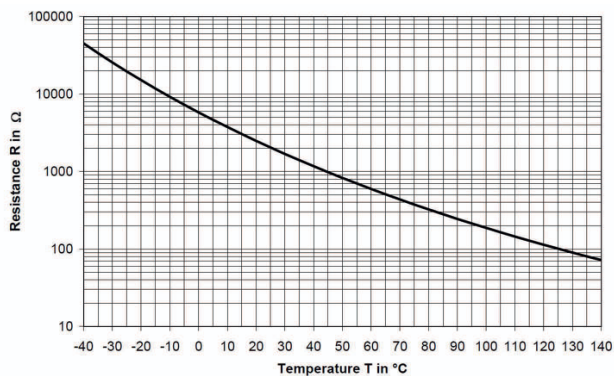
Characteristic 1

Response time T10/90	Pressure: <5 ms Temperature: 9 s (response time of temperature signal in oil dip bath 20 to 100°C)
Compensated range	-40 to 130°C
Tolerance (FS) at U_s	+/- 2 % at 25 to 85°C
Sensitivity	400 mV/bar at $U_s = 5$ V
Offset	500 mV at $U_s = 5$ V

Characteristic 2

T [°C]	R [Ohm]
-40	44,864
-30	25,524
-20	15,067
-10	9,195
0	5,784
10	3,740
20	2,480
30	1,683
40	1,167
50	824
60	594
70	434.9

80	323.4
90	244
100	186.6
110	144.5
120	113.3
130	89.9
140	71.9



Connectors and Wires

Connector	Bosch Trapezoid
Mating connector	F02U.B00.751-01
Pin 2	Pressure Signal
Pin 3	Power Supply
Pin 4	Ground
Pin 5	Temperature Signal

Installation Notes

The sensor can be connected directly to most control units.

For temperature measurement please use a pull-up resistor with an optimal value of 4.6 kOhm.

The sensor has a protection for overvoltage, reverse polarity and short-circuit.

Please find further application hints in the offer drawing and free download of the sensor configuration file (*.sdf) for the Bosch Data Logging System at our homepage.

Safety Note

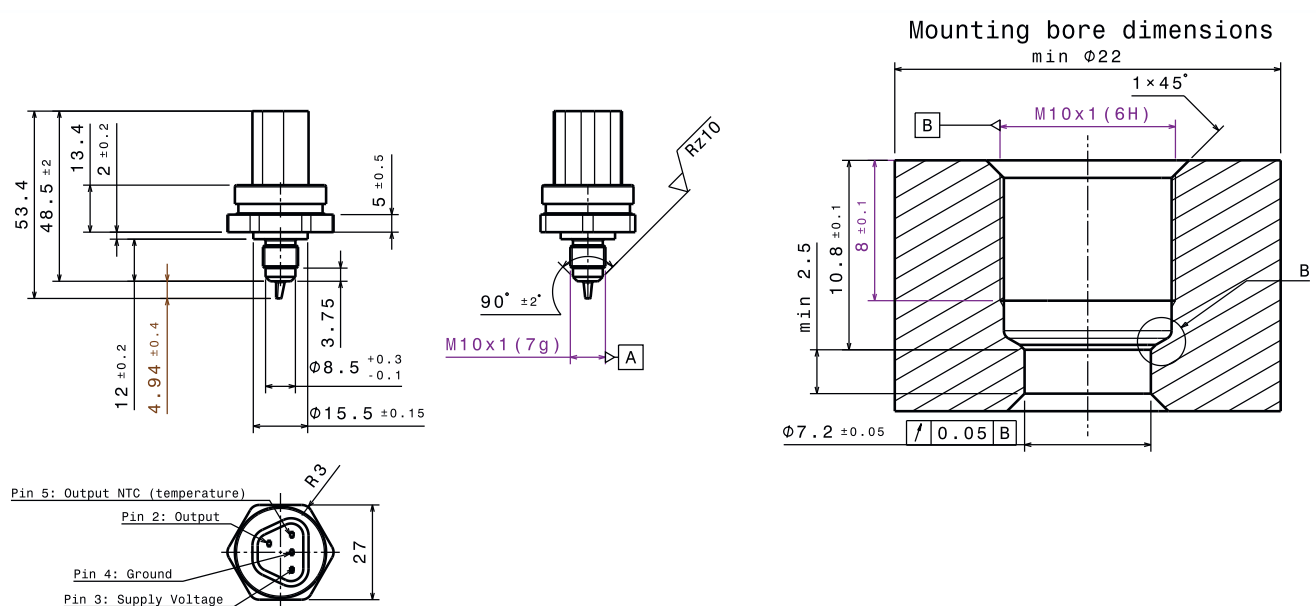
The sensor is not intended to be used for safety related applications without appropriate measures for signal validation in the application system.

Ordering Information

Pressure Sensor Combined PST-F 1

Order number **F02U.V0U.194-01**

Dimensions



Represented by:**Europe:**

Bosch Engineering GmbH
Motorsport
Robert-Bosch-Allee 1
74232 Abstatt
Germany
Tel.: +49 7062 911 9101
Fax: +49 7062 911 79104
motorsport@bosch.com
www.bosch-motorsport.de

North America:

Bosch Engineering North America
Motorsport
38000 Hills Tech Drive
Farmington Hills, MI 48331-3417
United States of America
Tel.: +1 248 876 2977
Fax: +1 248 876 7373
motorsport@bosch.com
www.bosch-motorsport.com

Asia-Pacific:

Bosch Engineering Japan K.K.
Motorsport
18F Queen's Tower C, 2-3-5 Minato
Mirai Nishi-ku, Yokohama-shi
Kanagawa 220-6218
Japan
Tel.: +81 45 650 5610
Fax: +81 45 650 5611
www.bosch-motorsport.jp

Australia, New Zealand and South

Africa:
Robert Bosch Pty. Ltd
Motorsport
1555 Centre Road
Clayton, Victoria, 3168
Australia
Tel.: +61 (3) 9541 3901
motor.sport@au.bosch.com